



Request Rates and Order MI with Fusion MortgagebotLOS™

Select a Loan

To begin ordering MI, select a file from your **Loan Pipeline**.

From the left panel, click **Services**.

Beneath it, click **Order MI**.



Order MI

Type to filter...

Forms & Docs

Services

Order MI

Status & Tracking

Actions

Loan Info

Product Type	LTV	Loan Amount	Appraised Value
AGILE CONFORMING 30 YEAR FIXED	83.333%	100000.00	195000.00

Loan Level Indicative Credit Score: 770

Automated Underwriting Recommendation: DU - Approve/Eligible

Premium Paid By: Borrower

Relocation Loan: No

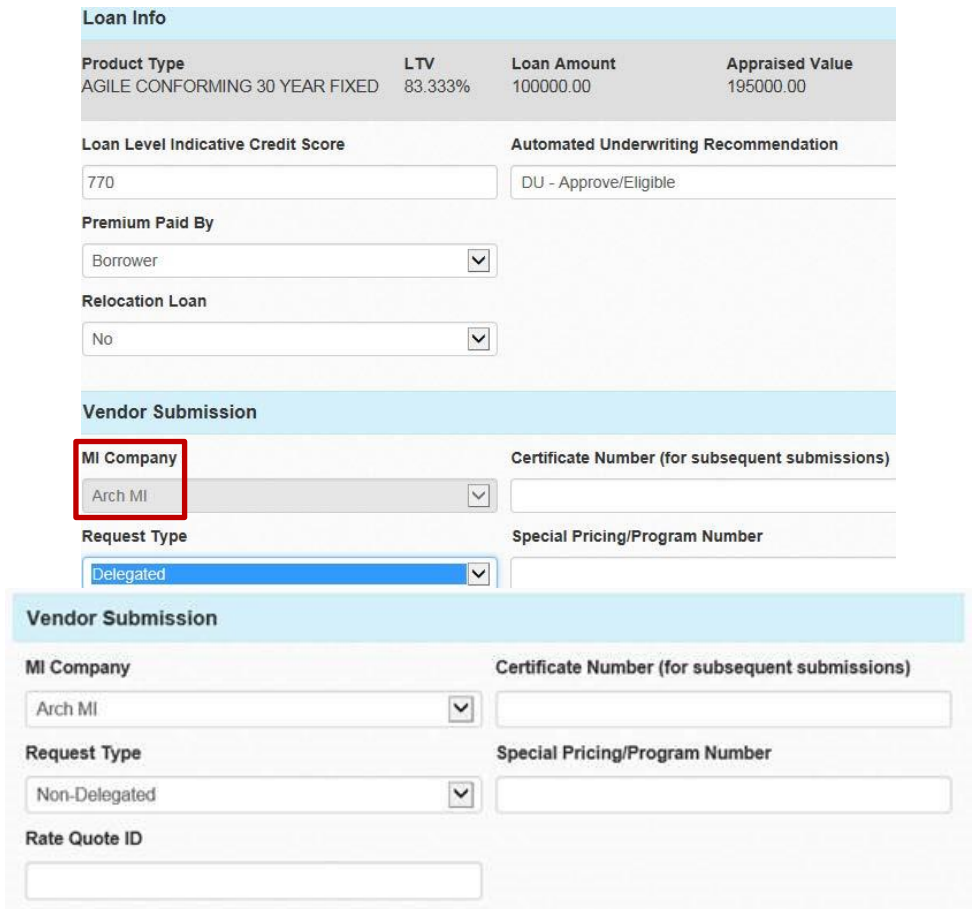
Request MI

Complete all required fields on the **Order MI** form.

Select **Arch MI** for the **MI Company**.

Select the appropriate Request Type (Rate Quote, Delegated, Non-Delegated).

Note: After submitting a Non-Delegated MI Application – please go to our online Origination portal, **CONNECT** (connect.archmi.com/originations/) to upload loan documents for UW.



Loan Info

Product Type	LTV	Loan Amount	Appraised Value
AGILE CONFORMING 30 YEAR FIXED	83.333%	100000.00	195000.00

Loan Level Indicative Credit Score: 770

Automated Underwriting Recommendation: DU - Approve/Eligible

Premium Paid By: Borrower

Relocation Loan: No

Vendor Submission

MI Company: Arch MI

Certificate Number (for subsequent submissions):

Request Type: Delegated

Special Pricing/Program Number:

Vendor Submission

MI Company: Arch MI

Certificate Number (for subsequent submissions):

Request Type: Non-Delegated

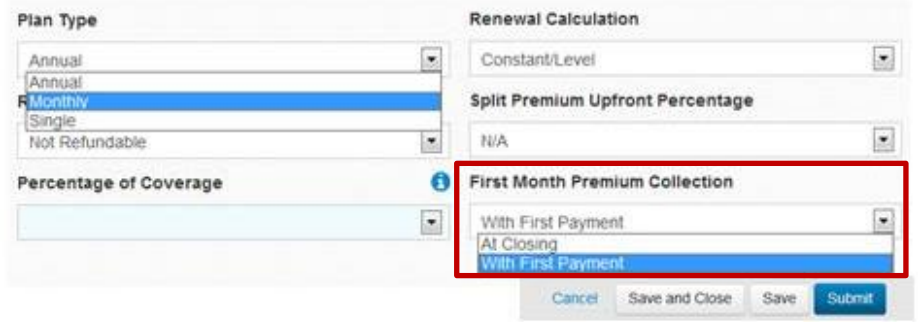
Special Pricing/Program Number:

Rate Quote ID:

Select the appropriate **Plan Type** (Annual, Monthly, Single).

When **Monthly** is chosen, the **First Month Premium Collection** field will display. Select **With First Payment** for Arch MI's EZ Monthly payment plan.

Click the **Submit** button at the bottom when finished. MortgagebotLOS will process your MI request.



Plan Type

Annual
Annual
Monthly
Single
Not Refundable

Renewal Calculation

Constant/Level

Split Premium Upfront Percentage

N/A

Percentage of Coverage

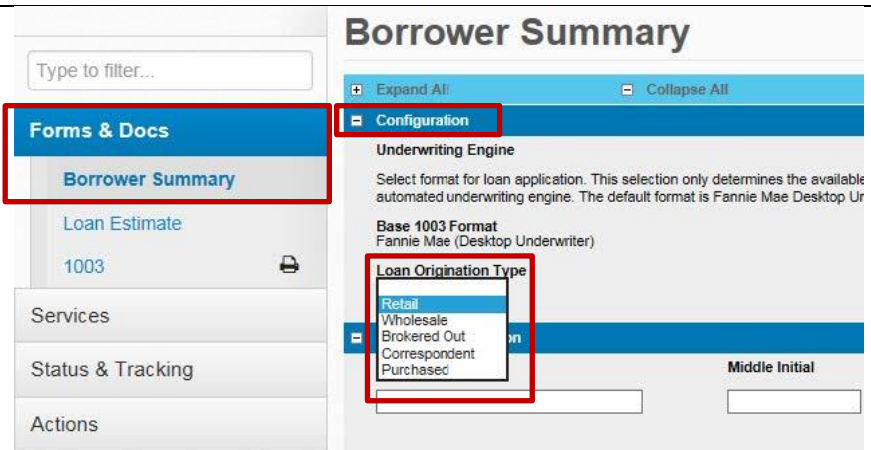
First Month Premium Collection

With First Payment
At Closing
With First Payment

Cancel Save and Close Save Submit

Note: Ensure that the **Loan Origination Type** is accurate for your loan scenario.

- From the left panel, click on **Forms & Docs**.
- Below it, click **Borrower Summary**.
- Click **Configuration** to expand the section. Select the **Loan Origination Type**.



Type to filter...

Forms & Docs

Borrower Summary

Loan Estimate

1003

Services

Status & Tracking

Actions

Borrower Summary

Expand All Collapse All

Configuration

Underwriting Engine

Select format for loan application. This selection only determines the available automated underwriting engine. The default format is Fannie Mae Desktop Underwriter.

Base 1003 Format

Fannie Mae (Desktop Underwriter)

Loan Origination Type

Retail
Wholesale
Brokered Out
Correspondent
Purchased

Middle Initial

View Results

To view your results, click back to **Services** from the left panel.

Click **Order MI** to view the premiums and rates returned by Arch MI.

Click the icon next to the **Order MI** link or the **View Response** button to see your Rate Quote Summary or Certificate of Insurance.



Type to filter...

Forms & Docs

Services

Order MI

Status & Tracking

Actions

Order MI

A delegated order response was received from at 7:49 PM EST on 12/10/2015.

Result	Approved	Credit Score	750	Plan Type	Monthly/Nonrefundable
Cert #	71320766	Relocation	No	Paid By	Borrower
Exp. Date	04/10/2016	U/W Rec.	N/A	1st Premium	With First Payment
LTV Range		Product	CW CONFORMING 3/1 ARM	Renewal	Constant

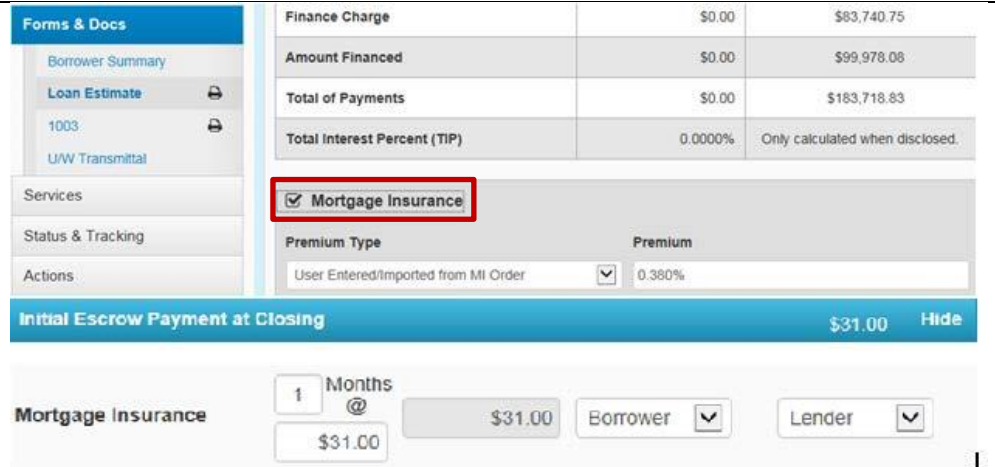
Term	Premium %	Premium \$	Taxes	Total
1st Renewal Premium for 120 months	0.4500%	\$33.75		\$33.75
2nd Renewal Premium for 240 months	0.1700%	\$12.75		\$12.75

View Response

Validate MI Premium

From the left panel, click on **Forms & Docs**. Beneath this, click **Loan Estimate** (LE). Check the Mortgage Insurance box. Validate MI payment plan, rates and premium in the Mortgage Insurance section on the LE.

The MI information is displayed on the **Fees** tab in the **Initial Escrow Payment at Closing** section. The MI Premium amount also flows to the **Mortgage Insurance** field located at **1003 > Income and Housing > Combined Monthly Housing Expense** or at **Lending Portal > Property Tab > View Combined Housing** for the redesigned URLA.



The screenshot shows the 'Forms & Docs' sidebar with 'Loan Estimate' selected. The main content area displays a table of loan charges and a 'Mortgage Insurance' section. The 'Mortgage Insurance' checkbox is checked and highlighted with a red box. Below it, the 'Premium Type' is set to 'User Entered/Imported from MI Order' and the 'Premium' rate is 0.380%.

Charge	Amount	Balance
Finance Charge	\$0.00	\$83,740.75
Amount Financed	\$0.00	\$99,978.08
Total of Payments	\$0.00	\$183,718.83
Total Interest Percent (TIP)	0.0000%	Only calculated when disclosed.

Mortgage Insurance (checked)

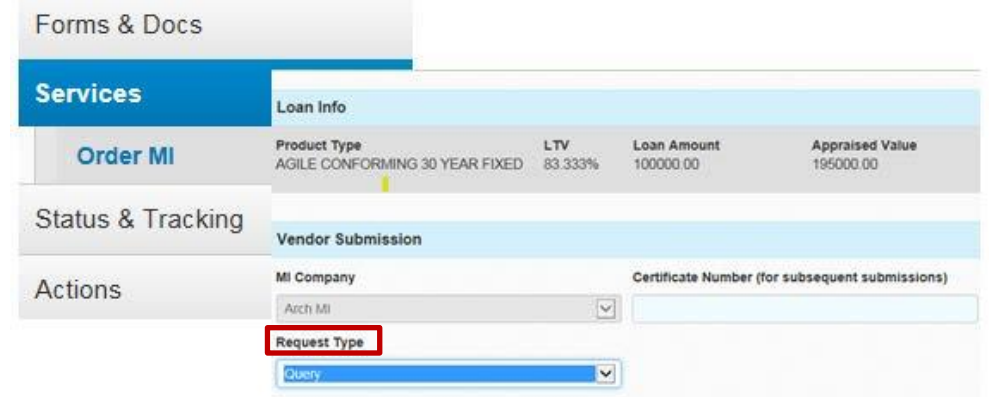
Premium Type: User Entered/Imported from MI Order
Premium: 0.380%

Initial Escrow Payment at Closing \$31.00 Hide

Mortgage Insurance: 1 Months @ \$31.00 Borrower Lender

Check Status

For Non-Delegated MI Orders, or if your Delegated Order suspends, you may check the status of your order by selecting "Query" as the **Request Type** on the **Order MI** screen. The Certificate of Insurance, along with the premium and rate information, will be returned when your order is approved.



The screenshot shows the 'Order MI' screen with the 'Request Type' dropdown menu open and 'Query' selected. The 'Request Type' dropdown is highlighted with a red box.

Forms & Docs

Services

Order MI

Product Type	LTV	Loan Amount	Appraised Value
AGILE CONFORMING 30 YEAR FIXED	83.333%	100000.00	195000.00

Status & Tracking

Vendor Submission

MI Company: Arch MI
Certificate Number (for subsequent submissions):

Request Type: Query